

TABLE OF CONTENTS



About SQ3R vi

Unit 1: Reading

Test Taking Skills for Multiple Choice Questions x

A Nordic Myth: **Why Do We Call It Thursday?** 1

 Previewing the Lesson: SQ3R

 Objective Questions: Critical Thinking

A Science Article: **Spying on Snails** by *Illil Arbel* 7

 Previewing the Lesson: SQ3R

 Objective Questions: Critical Thinking

A Biography: **Sacajawea Leads the Way** 13

 Previewing the Lesson: SQ3R

 Objective Questions: Critical Thinking

A Poem: **Leaving the Library** by *Audrey B. Baird* 19

 Previewing the Lesson: SQ3R

 Objective Questions: Interpreting Poetry

A Correspondence: **A Letter to Lincoln** by *Grace Bedell* 23

 Previewing the Lesson: SQ3R

 Objective Questions: Critical Thinking

A Nonfiction Story: **Amber and the Giant Pumpkin** by *Jeanie Harris* 29

 Previewing the Lesson: SQ3R

 Objective Questions: Critical Thinking

A Poem: **The Rose** by *Christina Rossetti* 35

 Previewing the Lesson: SQ3R

 Objective Questions: Interpreting Poetry

Unit 2: Listening

How to Answer Short Response Questions 39

A Science Experience: **The Ridley Watch** 41

 Listening Directions: Graphic Organizer

 Short Response Questions: Short Answer Format

 Response Essay: Problem and Solution

continued

A Personal Narrative: Stacey Visits an Offshore Oil Rig	47
Listening Directions: Graphic Organizer	
Short Response Questions: Short Answer Format	
Response Essay: Compare and Contrast	

A Norwegian Folktale: Troll Trouble by <i>Mark Olson</i>	53
Listening Directions: Graphic Organizer	
Short Response Questions: Short Answer Format	
Response Essay: Drawing a Conclusion	

A Fiction Story: In the Shadow of an Eagle by <i>Sally Gwin</i>	59
Listening Directions: Graphic Organizer	
Short Response Questions: Short Answer Format	
Response Essay: Character Analysis	

Unit 3: Writing

Tips for Answering Essay Questions	66
---	----

Previewing the Lesson: SQ3R	67
-----------------------------------	----

Poetry: Different and Differences by <i>Jane Yolan & Heidi E. Y. Stemple</i>	68
Short Response Questions: Short Answer Format	

A Dialogue: A Talk with Jane Yolen	71
Short Response Questions: Short Answer Format	
Prewriting: Essay Organizer	
Combined Essay: Evaluation Essay	

Previewing the Lesson: SQ3R	77
-----------------------------------	----

A Science Article: A Tale of Tails by <i>Charles Fergus</i>	78
Short Response Questions: Short Answer Format	

A French Folktale: How the Bear Lost Its Tail	80
Short Response Questions: Short Answer Format	
Prewriting: Essay Organizer	
Combined Essay: Compare and Contrast	

Unit 4: Editing Practice

(Practice to be used with Unit 1)

Rules for Capitalization, Punctuation, and Usage	87
---	----

Why Do We Call It Thursday?.....	89
----------------------------------	----

Spying on Snails	90
------------------------	----

Sacajawea Leads the Way	91
-------------------------------	----

Leaving the Library	92
---------------------------	----

A Letter to Lincoln	93
---------------------------	----

Amber and the Giant Pumpkin	94
-----------------------------------	----

The Rose	95
----------------	----

Unit 5: Test

Part I: Reading

A Fiction Story: A Once-in-a-Lifetime Experience by <i>Sandra Beswetherick</i>	98
Objective Questions: Critical Thinking	
A Social Studies Article: The Boston Tea Party	102
Objective Questions: Critical Thinking	
A Recipe: Special K Bars	106
Objective Questions: Critical Thinking	

Part II: Listening

A Korean Tale: The Ungrateful Tiger by <i>Oban</i>	110
Listening Directions: Note taking	
Short Response Questions: Short Answer Format	
Response Essay: Explaining the Lesson	

Part III: Writing

A Poem: The Bat by <i>Theodore Roethke</i>	117
Short Response Questions: Short Answer Format	
A Science Article: Bats: Mysterious Creatures of the Night	119
Short Response Questions: Short Answer Format	
Prewriting: Student's Choice	
Combined Essay: Expository Essay	

Part IV: Editing

Editing Passages	128
Editor's Page	130
Guide for Revising and Editing Essays	

About SQ3R ★ ★ ★ ★ ★ ★ ★ ★ ★ ★ ★ ★ ★ ★ ★ ★ ★ ★

SQ3R is the key to comprehension. The more you know about something before you read it, the better you'll understand it. SQ3R is simple, quick, and efficient.

Study the five steps below.

You will use SQ3R for every reading selection in this book.



SURVEY

- Look through the article quickly.
- Read the introductory paragraph.
- Then look at all:
 - headings and subheadings
 - captions
 - pictures
 - italic or boldface print

QUESTION

- Read the author's questions at the end of the selection. They give clues to the reading content as well.
- HINT: *Look for the answers when you read the article!*



R
E
A
D

Read the selection slowly. If what you read does not make sense, it means that you might have read something wrong, REREAD.

HINT: Sometimes it may be necessary to read something two or more times to understand it.



R
E
C
I
T
E

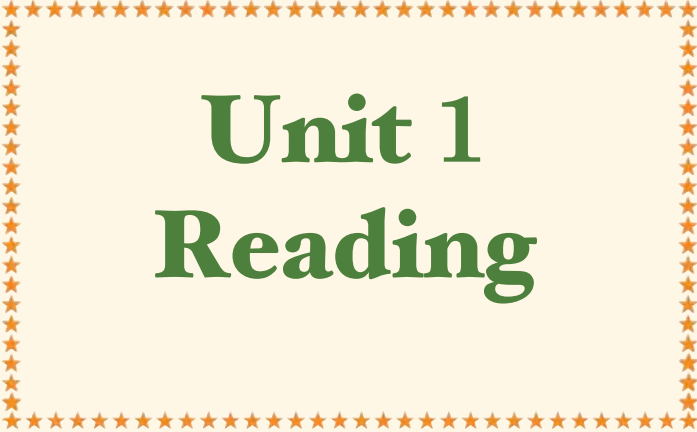
Say what you have read aloud. If you cannot retell it in your own words it means that you did not understand it. REREAD. It helps to take notes on what you have read.

HINT: Just the act of writing will help you remember the material!



R
E
V
I
E
W

Several days before a test, review your notes. Try to state the information in your own words. Have someone else ask you questions from your notes. In this book at the beginning of each unit, review the techniques for being a smart reader, writer, and test taker.



Unit 1

Reading

Test Taking Skills for Multiple Choice Questions



Be a smart test taker. Just follow these suggestions!



1. Read **all** answers given. Answer “a” may seem like a good answer at first. Answer “d” may be even better.
2. If you think you know an answer, skim through the choices to find it. Then check all the other choices to be sure.
3. Look back at the story for clues to the answers. It helps to underline the proof for your answer.
4. If you are not sure of an answer, circle the question and skip it for now. When you come to the end, go back. Words in other questions may help you remember.
5. NEVER LEAVE A BLANK. It will **always** be marked wrong. Take an “educated guess.”
6. An educated guess means that first you cross off all answers you know are wrong. You can usually do this with two of the four answers. Then you have a 50-50 chance of getting it right. Take a guess.
7. Key words in the questions, such as BEST, MOST, and MAINLY are often written in capitals or dark print. Pay special attention to these important words.
8. The words AFTER and BEFORE tell us that the question deals with the sequence of events. Pay special attention to the order of what happened in the story.
9. Be careful of words such as BUT, NOT, and EXCEPT. They tell us that there is a change in the question.
10. The wrong answer choices often have words used in the story. Do not be fooled. Look for the right IDEA.

A Nordic Myth

Why Do We Call It Thursday?

SURVEY

After surveying this story, I can tell that:

1. This story is fiction because it deals with _____.
- a. talking animals b. giants

QUESTION

After looking at the questions at the end of the story, I can tell that:

2. The plot of this story involves _____.
- a. a stolen hammer b. a secret castle
3. Thor's helpers were _____.
- a. magic b. children

READ

1. This story is fiction because it deals with giants.
2. The plot of this story involves a stolen hammer.
3. Thor's helpers were magic.

ANSWER BOX

Read the next story carefully. Stop after each section. If what you read does not make sense, reread!

Why Do We Call It Thursday?



The Norse myths were told by the Vikings, who lived in the north of Europe a thousand years ago. Myths and magic were the science of those days. Myths were stories that tried to explain how the world began and what people and nature were all about. The Vikings believed their gods and goddesses had supernatural powers.

Thor, the God of Thunder

This is a story about the god, Thor. He was such a famous god that the day of the week, Thursday, was named after him. He had a long, red beard and wild blue eyes. Thor traveled across the sky in a chariot pulled by two enormous goats. He was the strongest of the gods, so they chose

him to defend Asgard, the home of the gods.

Of course, he didn't do this without help. Three magic things made him mighty. Thor's magic hammer, Mjolnir, always smashed the intended target. People believed that's what caused the roar of thunder in the skies. Mjolnir was like a boomerang; it always flew back to Thor's strong magic gloves. Thor also possessed a magic belt. When he put it on, he grew twice as strong as he already was.



Thrym the Giant

One morning Thor woke up to find that his hammer had been stolen by the giant, Thrym. Thrym said he would only give it back if Freya, the beautiful goddess, would marry him.


Now, goddesses had never married giants. And Thrym was an especially ugly giant. But everyone agreed that Thor had to have his hammer back. The gods held a meeting to plan a strategy. They told Thrym it was a deal; he could have Freya if she received Mjolnir as a wedding gift. Thrym got so excited that he arranged a splendid wedding

celebration. Freya, dressed with a veil over her face, arrived at the feast. Thrym requested a greeting kiss. But Freya whispered she was too shy to be kissed before she married.

The Dinner Surprise

At dinner, Freya ate a huge ox, several salmon, a table full of vegetables, and desserts. Thrym couldn't believe his eyes and stared at her in amazement. Freya whispered that she had been so excited about her approaching wedding day, that she had not had a morsel of food to eat for a week.

After the feast, Thrym thought that it was time for a kiss from his bride.



But Freya stated she wanted Thrym to keep his word.

Mjolnir, the hammer, was to be the bride's gift, and she wanted it before the wedding.

Thrym rushed off to get Mjolnir for his bride. No sooner had he placed it across her

knees, than she jumped up and ripped off the veil. There was Thor! He had come, dressed up like Freya. With Mjolnir in his possession, Thor fought his way out of Thrym's castle, killing all the giants as he went.

So Thursday is Thor's day. Thor was the God of Thunder who managed to get his magic hammer back by pretending to be a bride.

Recite

Recite three facts about each of the main characters – Thor and Thrym.

Objective Questions

Circle the letter next to the correct answer.

1. Why did the Vikings tell myths?
 - a. to explain things they didn't understand
 - b. to write a complete history
 - c. to sell things
 - d. to please the Viking gods

2. The Vikings used Mjolnir to explain:
 - a. Freya's big appetite
 - b. how gods travelled
 - c. the magic gloves
 - d. thunder

3. The main reason Thrym stole the hammer was:
 - a. He wanted greater power.
 - b. He could use it to bargain for a bride.
 - c. He was jealous of Thor.
 - d. He wanted to sell it.

4. Why did Freya say that she was "too shy to be kissed before she married?"
 - a. She was afraid of the giant.
 - b. She liked the way her veil looked.
 - c. She did not want to be recognized.
 - d. She did not like kissing.

Objective Questions

5. Thor solved his problem with the help of:
 - a. the other gods
 - b. his magic gloves
 - c. a magic belt
 - d. the goddess Freya

6. According to this story, which statement about Thor is true?
 - a. He lived in the sky.
 - b. He wanted to marry Freya.
 - c. He never knew Thrym.
 - d. He lived only in people's imaginations.

7. What was the main problem or conflict?
 - a. Thrym was a giant.
 - b. Freya didn't love him.
 - c. Thor needed to get his hammer back.
 - d. The thunder was too loud.

8. How did Thor try to solve the problem?
 - a. by buying back Mjolnir
 - b. by kissing Thrym
 - c. by playing a trick
 - d. by eating a lot

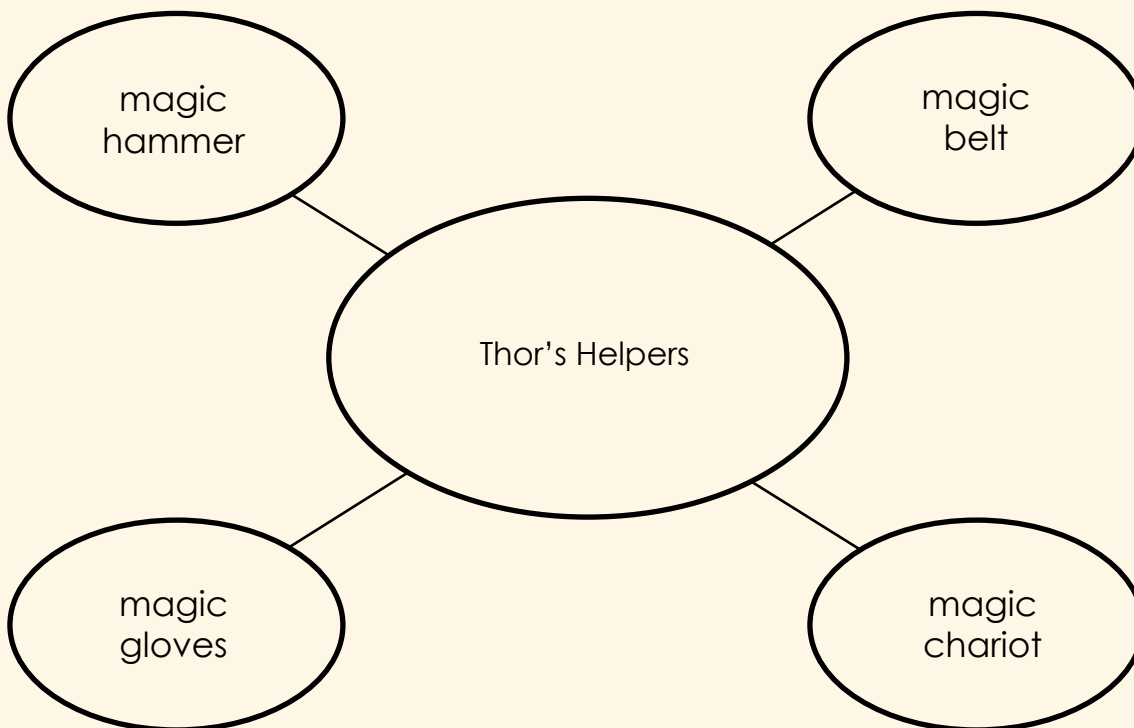
9. What do we have today to remind us of the god, Thor?
 - a. giants
 - b. Thursday
 - c. magic
 - d. hammers

Continue...

Objective Questions

10. Study the web below.
Read this sentence from the story.

When he put it on, he grew twice as strong as he already was.



This sentence BEST fits in the web under:

- a. magic hammer
- b. magic belt
- c. magic gloves
- d. magic chariot

For **Editing Practice**, please go to page 89.