


CONTENTS

Numbers 0 to 10.....	3-19
Ordinal Numbers, Counting Backward.....	20
Numbers 11 to 16.....	21-23
Numbers Just After and Just Before.....	24
Numbers 17 to 20.....	25-26
Counting by 2s, Betweenness.....	27
Numbers 10 to 48.....	28-30
Calendar, Ordering Numbers.....	31
Numbers 49 to 99.....	32-33
Counting by 5s and 10s.....	34
Money.....	35-40
Fractions.....	41-43
Time.....	44-49
Shapes.....	50-52
Patterns.....	53
Measurement.....	54-58
Addition Facts.....	59-60
Subtraction Facts.....	61-62
Review.....	63



0 zero



1 one

Circle how many.

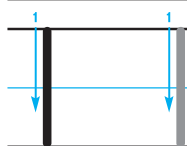
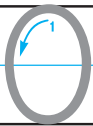
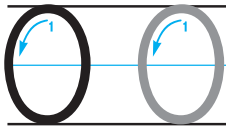
0 1





0 1

1 0

Write.



Write how many.






1 one



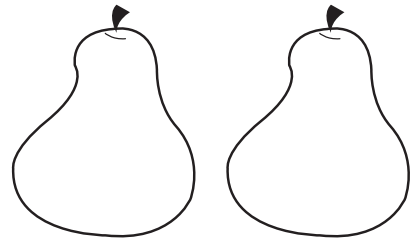
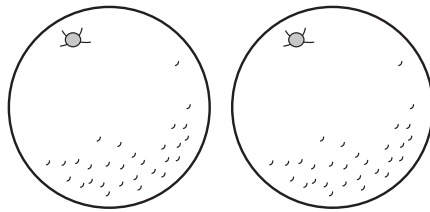
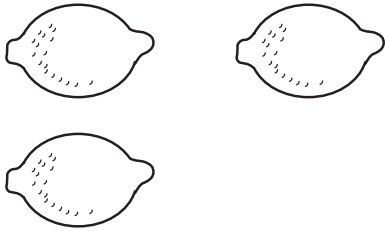


2 two

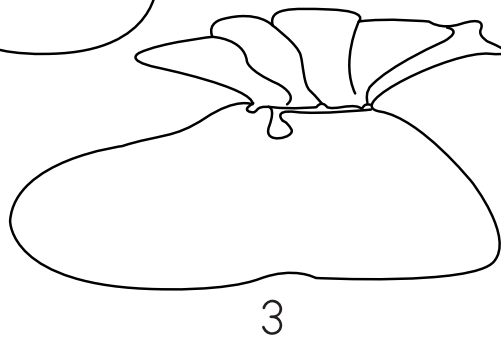
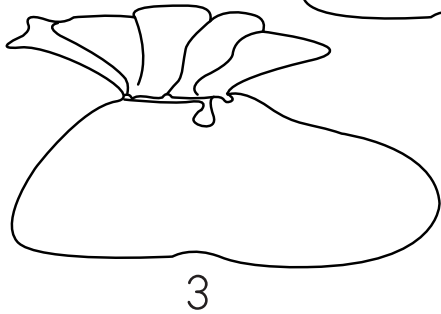
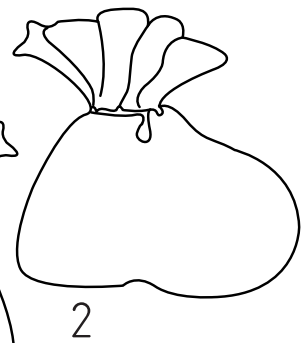
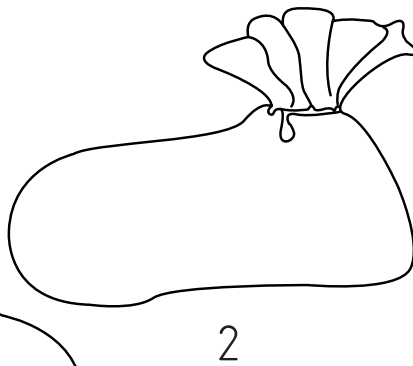
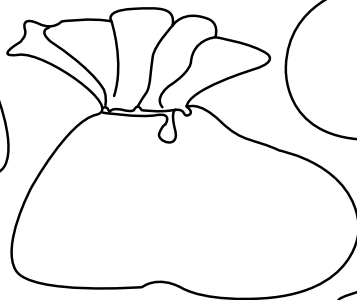
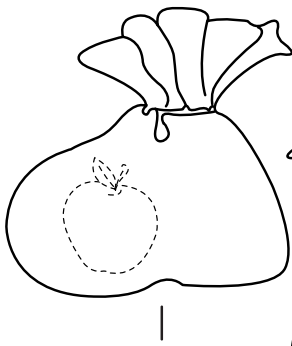


3 three

Color the groups with 2. Circle the groups with 3.




Draw apples to show how many.



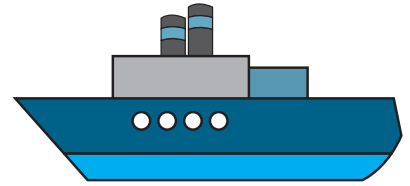
Circle how many.




1 2 ③



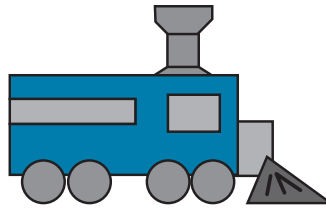
2 3 1



3 1 2



1 3 2

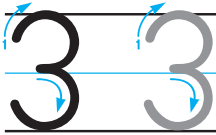
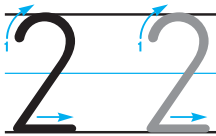


3 2 1



2 1 3

Write.



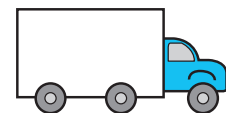
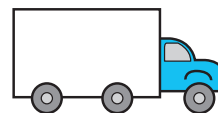
Write how many.

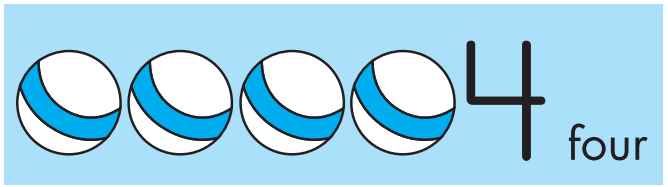
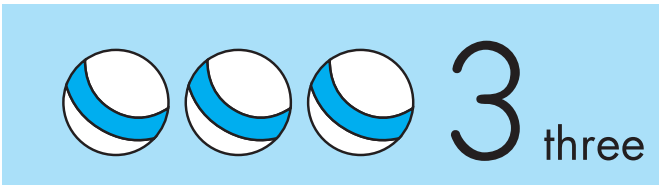


2

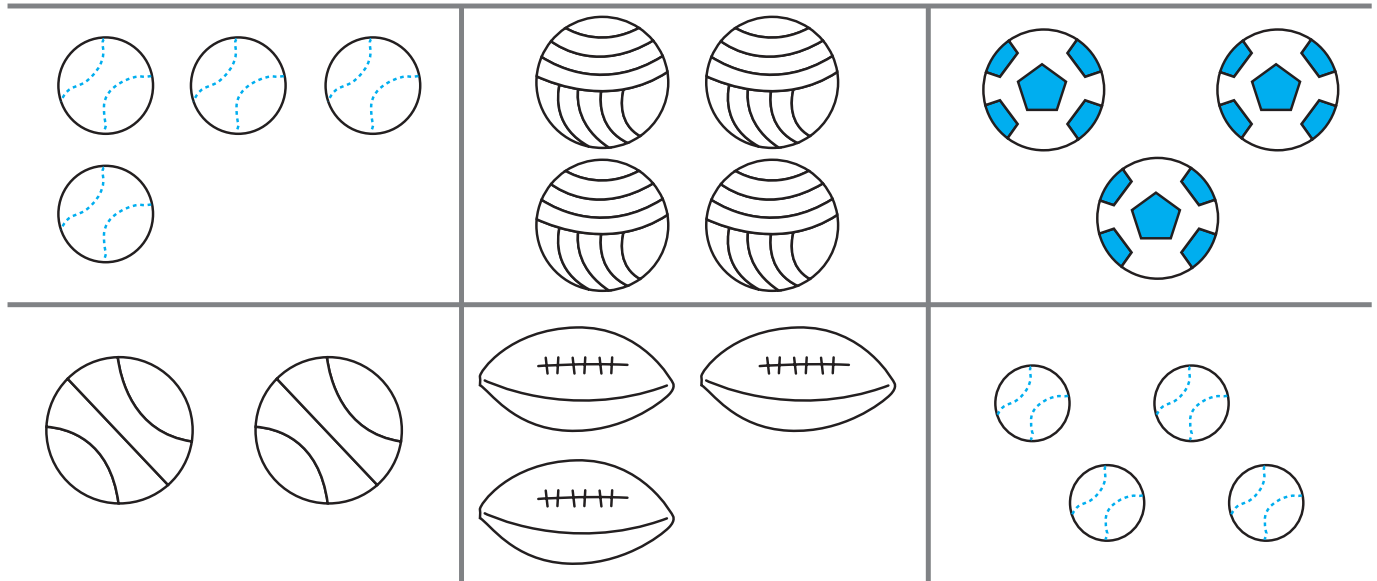









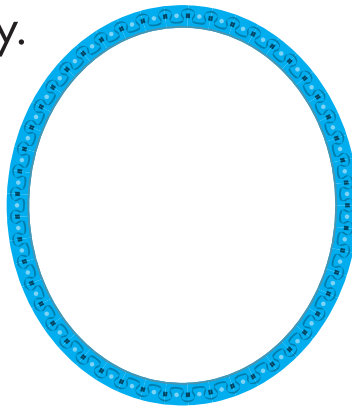
Color the groups with 4.




Draw faces to show how many.



4




3




1



3



4



2