

Contents

Unit 1	Short-a Patterns	Unit 4	Short-e Patterns
Lesson 1:	Cat Pattern2	Lesson 28:	Net Pattern56
Lesson 2:	Cat Pattern4	Lesson 29:	Ten Pattern.....58
Lesson 3:	Pan Pattern6	Lesson 30:	Bell Pattern60
Lesson 4:	Pan Pattern8	Lesson 31:	S Clusters.....62
Lesson 5:	Sad Pattern.....10	Lesson 32:	Bed Pattern.....64
Lesson 6:	Sad Pattern.....12	Lesson 33:	Nest Pattern66
Lesson 7:	Ham Pattern14	Lesson 34:	Pattern Review68
Lesson 8:	Map Pattern.....16		
Lesson 9:	Flag Pattern.....18	Unit 5	Short-u Patterns
Lesson 10:	Pattern Review20	Lesson 35:	Cup, Bus Patterns70
		Lesson 36:	Sun Pattern72
Unit 2	Short-i Patterns	Lesson 37:	Bug Pattern74
Lesson 11:	Hit Pattern.....22	Lesson 38:	L Clusters76
Lesson 12:	Hit Pattern.....24	Lesson 39:	Lock Pattern78
Lesson 13:	Pig Pattern26	Lesson 40:	Bug Pattern80
Lesson 14:	Pig Pattern28	Lesson 41:	Pattern Review82
Lesson 15:	Pin Pattern30		
Lesson 16:	Hill Pattern.....32	Unit 6	Review and Extension
Lesson 17:	Hill Pattern.....34	Lesson 42:	R Clusters84
Lesson 18:	Lid Pattern.....36	Lesson 43:	Trucks86
Lesson 19:	Ring Pattern38	Lesson 44:	Chickens.....88
Lesson 20:	Stick Pattern.....40	Lesson 45:	The Red Fox.....90
Lesson 21:	Pattern Review42	Lesson 46:	Skunk Shrimp.....92
Unit 3	Short-o Patterns	Charts	
Lesson 22:	Pot Pattern.....44	Word Patterns94	
Lesson 23:	Pot Pattern.....46	High-Frequency and Content Words.95	
Lesson 24:	Mop Pattern.....48	Consonant Chart.....96	
Lesson 25:	Mop Pattern.....50	Model Words..... Inside Back Cover	
Lesson 26:	S Clusters.....52		
Lesson 27:	Pattern Review54		

Cat Pattern

Making Words


Add **at** to make a word. Then say the word that you made.



1. c _____ 2. h _____ 3. r _____ 4. s _____ 5. b _____

Read the story. Then tell about the story by writing words on the line.


The Cat Sat



Pat is a cat.




Pat sat. Pat sat on a hat.



Pat sat. Pat sat on the TV.



Pat sat. Pat sat on Matt.



Pat sat. Pat sat on a rat.



Pat sat. Pat sat on a mat.

Pat is a _____ . Pat _____ on a mat.

Mixed-up Words

Make a word by putting the letters in the right order.



1. tac _____



2. tha _____



3. bta _____



4. atr _____

Making a Sentence

Make a sentence by writing the words in order. Write on the line.

cat The on the mat sat.

Writing Time

Tell where you sat. Write on the line.

I sat _____

Cat Pattern

Making Words




Add **c**, **r**, **h**, **s**, and **b** to make a word. Then say the word that you made.


1. ____ at 2. ____ at 3. ____ at 4. ____ at 5. ____ at

Read the story. Then retell the story by writing words on the lines.

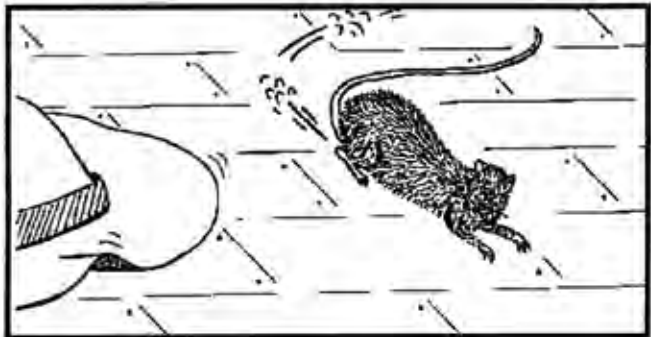
The Cat and the Rat




I see a hat.




I see a rat.




The rat ran.



The hat ran.



The hat is on a cat.



The cat ran.

The cat ran after the rat.

The hat is on a _____. The cat ran after the _____.

Mixed-up Words

Make a word by putting the letters in the right order.

1. tac _____



2. tha _____



3. bta _____



4. atr _____



5. bta _____



6. Pta _____



Picking Words

Make a line under the word that fits the sentence.

1. The cat (rat, sat) on the mat.
2. The cat (ran, rat).
3. The cat ran after the (mat, rat).
4. The (cat, fat) ran.
5. The hat is on a (cat, sat).

Making a Sentence

Make a sentence by writing the words in order. Write on the line.

cat The after rat the ran.

_____.

Writing Time

Tell about a cat. Write on the line.

A cat _____.

Pan Pattern

Making Words



Add **at** to make a word. Then say the word that you made.

1. p_____ 2. r_____ 3. m_____ 4. c_____ 5. v_____

Read the story. Then tell about the story by writing words on the line.


Where Is Pat?



Where is Pat?
Where is that cat?



Pat is in a van.
Pat is in a tan van.




Pat ran into the tan van.



I see the tan van.



Is Pat in the van?
Pat is a cat.



I see Pat.
Pat is in the tan van.

Pat is in the _____. The van is _____.

Word Shapes

Fill in the boxes with the following words: **Dan**, **man**, **tan**, **van**. Put tall letters in tall boxes and short letters in short boxes.

1. A tan _____

--	--	--

2. A _____ van

--	--	--

3. Dan is a _____.

--	--	--

4. A man _____

--	--	--

Making a Sentence

Make a sentence by writing the words in order. Write on the line.

cat The van the is in.

Writing Time

What can you do? Tell what you can do. Write on the line.

I can _____

Pan Pattern

Making Words




Add **p**, **c**, **m**, **t**, and **v** to make a word. Then say the word that you made.

1. _____ an 2. _____ an 3. _____ an 4. _____ an 5. _____ an

Read the story. Then tell about the story by writing words on the lines.

The Tan Van



The man has a van.

The man has a tan van.

Dan is in the tan van.

Jan is in the tan van.

Nan is in the tan van.

Ann is in the tan van.

Matt is in the tan van.

Nat is in the tan van.

Pat is in the tan van.

The man is in the tan van.

The man has a _____. The van is _____.