

Contents

Unit 1	Long-a Patterns	
	Introducing Long-a Patterns.....	2
	Cake Pattern.....	4
	Name Pattern.....	6
	Gate Pattern.....	8
	Wave, Made Patterns.....	10
	Consonant Review: <i>Cc = /s/, Gg = /j/</i>	12
	Race, Page Patterns.....	14
	Whale, Nail Patterns.....	16
	Train, Plane Patterns.....	18
	Hay Pattern.....	20
	Consonant Clusters: <i>sn = /sn/, sp = /sp/, st = /st/</i>	22
	Long-a Review.....	24
Unit 2	Long-i Patterns	
	Introducing Long-i Patterns.....	26
	Pie, High Patterns.....	28
	Night Pattern.....	30
	Bike, Ride Patterns.....	32
	Nine, Time Patterns.....	34
	Mice, Smile Patterns.....	36
	Cry Pattern.....	38
	Consonant Clusters: <i>cl = /kl/, fl = /fl/, pl = /pl/</i>	40
	Long-i Review.....	42
Unit 3	Long-e Patterns	
	Introducing Long-e Patterns.....	44
	Tree, Sea Patterns.....	46
	Jeep Pattern.....	48
	Queen, Bean Patterns.....	50
	Feet, Seat Patterns.....	52
	Wheel, Seal Patterns.....	54
	Seed, Read Patterns.....	56
	Consonant Clusters: <i>br = /br/, gr = /gr/, tr = /tr/</i>	58
	Long-e Review.....	60
Unit 4	Long-o Patterns	
	Introducing Long-o Patterns.....	62
	Mole, Roll Patterns.....	64
	Goat, Toad Patterns.....	66
	Crow Pattern.....	68
	Oak, Woke Patterns.....	70
	Gold Pattern.....	72
	Consonant Clusters: <i>sl = /sl/, sm = /sm/, str = /str/</i>	74
	Long-o Review.....	76
Unit 5	Long-u Patterns	
	Mule, Few Patterns.....	78
Model Words		80

Lesson 1: Long-a Patterns

Make a Cane and a Plane

Did you know that you can make a **cane** from a **can**? Yes, you can. You just get a **can** and add an **e** to it, and you have a **cane**. You can make a **plane**, too. But you have to have a **plan**. If you have a **plan**, you add an **e** to **plan**, and you have a **plane**. Would you like to have a **cape**? You must get a **cap**. Then add **e**, and you have got a **cape**. The letter **e** can make lots of changes. With **e**, **tap** becomes **tape**, **scrap** becomes **scrape**, and **Jan** becomes **Jane**.

Picture Words

Make a line under the word that names the picture.



1. tap tape



2. hat hate



3. can cane



4. plan plane

Reading Time

Read the article.

The Lion

The man sees the lion. The man can see that the lion has a mane. The mane is the hair that is around the lion's face. The mane is the hair that is on the lion's head and neck. The mane is thick. The lion that the man sees is a male. Male lions have manes. Female lions do not have manes.



Make a line under the word that best fits the sentence.


1. The (man, mane) sees a lion.
2. The lion has a (man, mane).
3. The (man, mane) is the hair around the lion's face and on its neck and head.
4. Lions like to rest in the (shad, shade) of a tree.
5. Lions (can, cane) hunt for food.

Reading Time

Read the article. Then retell the article by writing words on the lines.

The Car that Can Fly

One man had a funny wish. He wished that he had a car that can fly. With a car that can fly, the man can take a trip by plane and car. The man had a plan for his car plane. The man made wings for his car. And he made a propeller (pruh-PELL-er) for his car. Most planes have propellers on the front, but he put his propeller in the back.



When he wanted to fly, he put wings and a propeller on the car. After his plane landed, he took the wings and propeller off. The man's plan for a car plane was a good one. He can make his car into a plane and his plane into a car.

The man had a funny _____. The man wished for a car that can _____. The man put _____ and a propeller on his car. Most planes have the propeller on the front, but the man put the propeller on the _____ of his car. With his flying car, the man can take a trip by car and by _____.

Picking Words

Make a line under the word that best fits the sentence.

1. The man had a (plan, plane) for a car that can fly.
2. The man (mad, made) a car that can fly.
3. To make the car into a (plan, plane), the man puts wings and a propeller on the car.
4. The man can (tack, take) the wings and propeller off the car.
5. The man can put the wings and propeller (back, bake) on the car when he wants to fly.

Building Words

Add **e** to make new words. Say the words that you make.

1. mad _____ 2. cap _____ 3. Sam _____ 4. plan _____ 5. hat _____

Lesson 2: Cake Pattern



Making Words

Add **ake** to make words. Say the words that you make.

1. c _____ 2. b _____ 3. w _____ 4. t _____ 5. m _____

Making a Sentence

Make a sentence by putting the words in order. Write on the line.

He cake will a bake.

Reading Time


Read the article. Then retell the article by writing words on the lines.

A Big Snake

Snakes can be big. Snakes can be little. The smallest snake is just 5 inches long. The biggest snake is 30 feet long. How long is that? That is almost as long as a school bus. The name of the biggest snake is the anaconda (an-uh-KON-duh).

Anacondas are green and have black patches on their backs and bellies. During the day anacondas take a rest. They can take a rest in a tree. At night they look for animals to eat. Anacondas eat rats, birds, fish, and other little animals. But an anaconda is so big that it can eat a pig.

An anaconda can have a lot of babies. One anaconda can have 75 babies. Baby anacondas may be two or three feet long. The biggest snake has big babies.

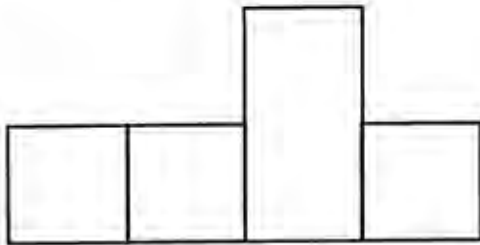


The biggest _____ is 30 feet long. Anacondas are green and have black _____ on their backs. Anacondas look for food at _____ . An anaconda has a lot of _____. Baby anacondas are two or three _____ long.

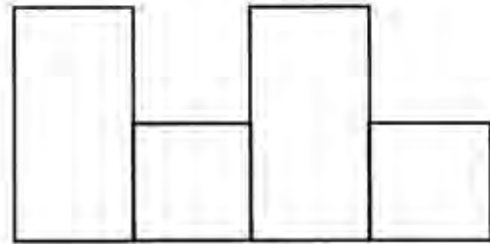
Word Shapes

Fill in the boxes with the following words: **bake, cake, wake, lake.**

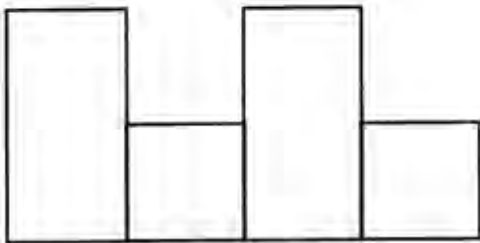
1. Is good to eat



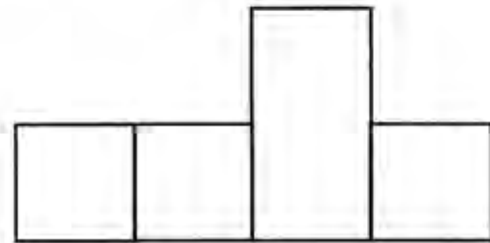
2. You _____ a cake.



3. Where fish live



4. In the morning you _____ up.



Riddle Time

I have no legs, so I can not run. But I can go fast on land or in water.
What am I?

A snake ✓

Writing

On another piece of paper, draw a picture of something that you would like to make. Then write about your picture.

Lesson 3: Name Pattern

Making Words

Add **ame** to make words. Say the words that you make.

1. n_____ 2. g_____ 3. s_____ 4. c_____ 5. t_____

Making a Sentence

Make a sentence by writing the words in order. Write on the line.
is the name What game of the?

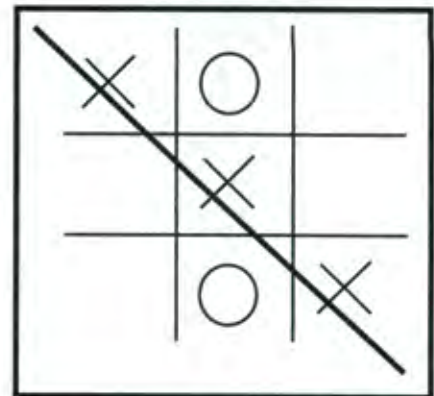
Reading Time

Read the article. Then retell the article by writing words on the lines.

Tick-Tack-Toe

Do you like games? The name of one game that you might like is tick-tack-toe. Here is the way to play tick-tack-toe.

It takes two people to play tick-tack-toe. On a paper, make three rows of three boxes. Make the rows the same as the ones you see in the sample on this page. You and the other player pick an **x** or an **o**. Then you take turns. If you picked **x**, you put an **x** in one of the boxes. Then the other player puts an **o** in a box. You try to put an **x** in three boxes in a row. The other player tries to put an **o** in three boxes in a row. The first player to get three in a row wins. The three in a row can be up, down, across, or on a slant.



When a player gets three in a row, she makes a line through the three boxes. Then she says, "Tick-tack-toe."

Tick-tack-toe is a _____. To play tick-tack-toe, you need _____ players. The players make an **x** or an _____ in the boxes. The first player to make _____ **x**'s or **o**'s in a row wins. When a player makes three in a row, she makes a _____ through the three boxes.

Pattern Puzzle


Use the clues below to help you fill in the puzzle boxes with these words: **bake, brakes, fake, game, lake, names, snake, wake.**

Across

3. Play a _____
5. Place for boats
7. Can hiss
8. Can stop a van

Down

1. You _____ up and get out of bed.
2. "Jake" and "Pam" are _____.
4. You _____ a cake.
6. Not real



Riddle Time

You write me on your paper, but other boys and girls write their own. I rhyme with **game**. What am I?

A name

Writing

On another piece of paper, draw a picture of a game that you like to play. Write a piece that tells about the picture.

Lesson 4: Gate Pattern



Making Words

Add **ate** to make words. Say the words that you make.

1. g_____ 2. l_____ 3. h_____ 4. d_____ 5. pl_____

Making a Sentence

Make a sentence by putting the words in order. Write on the line.

hate I be to late.

Reading Time

Read the story. Then retell the story by writing words on the lines.


Cake for Jane

Jane ran home. She did not want to be late. Her dad had baked a cake. "I hate to be late when we are having cake," Jane said. "Dad bakes the best cakes I ever ate."

Jane opens the gate and runs into the kitchen. A lot of kids are in the kitchen. They came when they smelled the cake baking.

Jane sees a plate. It is the cake plate. But there is no cake on the plate. All that is on the plate are little bits of cake. Jane feels sad. "The kids ate all the cake!" she yells. "I hate it when they do that! I hate it! I hate it!"

"Do not be sad," Jane's dad says. I made two cakes. The kids ate one. But here is the other cake that I baked. Have some cake, Jane."



Jane ran_____. She did not want to be _____. Her dad was baking a _____. The kids _____ the cake. But Jane's dad had baked _____ cakes.