


Contents

Unit 1	Literacy Concepts, Letter Knowledge, Phonemic Awareness	
	Lesson 1: Words All Around Us	2
	Lesson 2: Our Names	3
	Lesson 3: Animal A, B, C	4
	Lesson 4: Rhymes	6
	Lesson 5: Sounds In Words	7
Unit 2	Beginning Consonant Correspondences: s/s/, m/m/, f/f/, h/h/, l/l/	
	Lesson 6: s/s/	8
	Lesson 7: m/m/	10
	Lesson 8: f/f/	12
	Lesson 9: h/h/	14
	Lesson 10: l/l/	16
	Lesson 11: Review	18
Unit 3	Beginning Consonant Correspondences: n/n/, c/k/, r/r/, b/b/	
	Lesson 12: n/n/	20
	Lesson 13: c/k/	22
	Lesson 14: r/r/	24
	Lesson 15: b/b/	26
	Lesson 16: Review	28
Unit 4	Beginning Consonant Correspondences: t/t/, d/d/, j/j/, p/p/, w/w/	
	Lesson 17: t/t/	30
	Lesson 18: d/d/	32
	Lesson 19: j/j/	34
	Lesson 20: p/p/	36
	Lesson 21: w/w/	38
	Lesson 22: Review	40
Unit 5	Beginning Consonant Correspondences: g/g/, k/k/, y/y/, v/v/, z/z/, qu/kw/	
	Lesson 23: g/g/	42
	Lesson 24: k/k/	44
	Lesson 25: y/y/	46
	Lesson 26: v/v/	48
	Lesson 27: z/z/, qu/kw/	50
	Lesson 28: Review	52
Unit 6	Beginning Digraph Correspondences: sh/sh/, ch/ch/, th/th/, wh/hw/	
	Lesson 29: sh/sh/	54
	Lesson 30: ch/ch/	56
	Lesson 31: th/th/	58
	Lesson 32: wh/hw/	60
	Lesson 33: Review	62
Charts		
	Consonant Chart	64
	Model Manuscript Letters	Inside Back Cover

Words All Around Us

Read the labels and the signs.



Draw a line from the food or sign to its name.



bread

eggs

milk

stop

Our Names




Draw a picture of yourself.

Then write your first name under your picture.

Animal A, B, C

Look at each animal and say its name.

Then write the letter that is missing from the animal's name.



alligator

__lligator



bear

__ear



camel

__amel



deer

__eer



elephant

__lephant



fox

__ox



gorilla

__orilla



hippo

__ippo



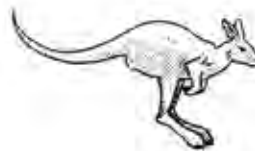
iguana

__guana



jaguar

__aguar



kangaroo

__angaroo



lion

__ion



monkey

__onkey



numbat

__umbat



ostrich

__strich



penguin

__enguin



quail

__uail



rhinoceros

__hinoceros



seal

__eal



tiger

__iger



unicorn

__nicorn



vulture

__ulture



wolf

__olf



fox

fo__



yak

__ak

































zebra

__ebra

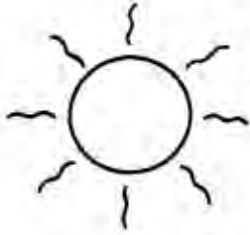
Rhymes

Circle the pictures whose names rhyme.

1.			
2.			
3.			
4.			
5.			
6.			
7.			
8.			
9.			
10.			

Sounds in Words

Say the word that names the picture. Put a marker in the first box as you say the first sound of the word. Put a marker in the second box as you say the second sound of the word. Put a marker in the third box as you say the third sound of the word.



--	--	--



--	--	--



--	--	--



--	--	--



--	--	--



--	--	--



--	--	--



--	--	--



--	--	--



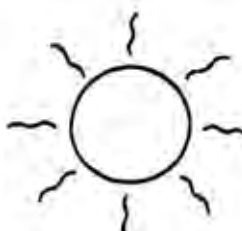
--	--	--




--	--	--



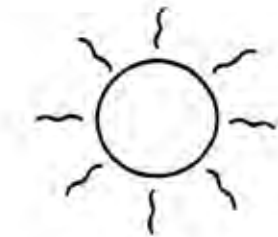
--	--	--

Ss  **sun**


Circle the pictures whose names begin like **sun**.



Write **s** on the lines. Then say the word that you made.



_____ **un**



_____ **eal**



_____ **ocks**



_____ **ix**



_____ **aw**



_____ **even**